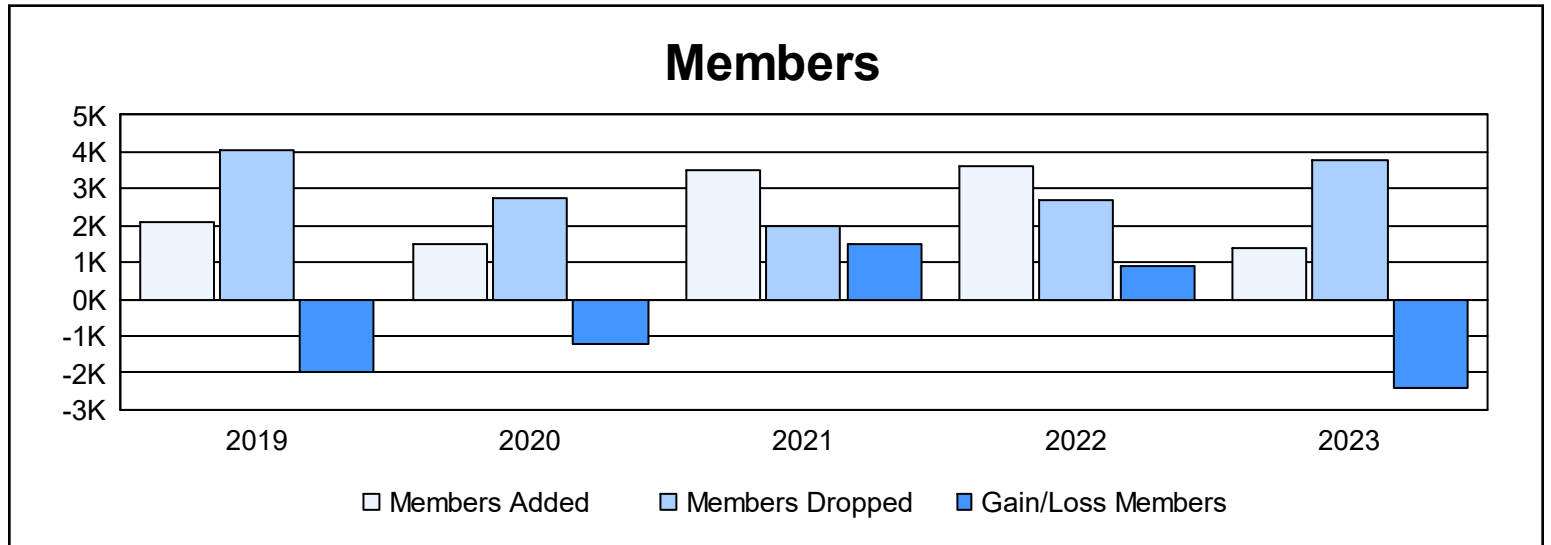
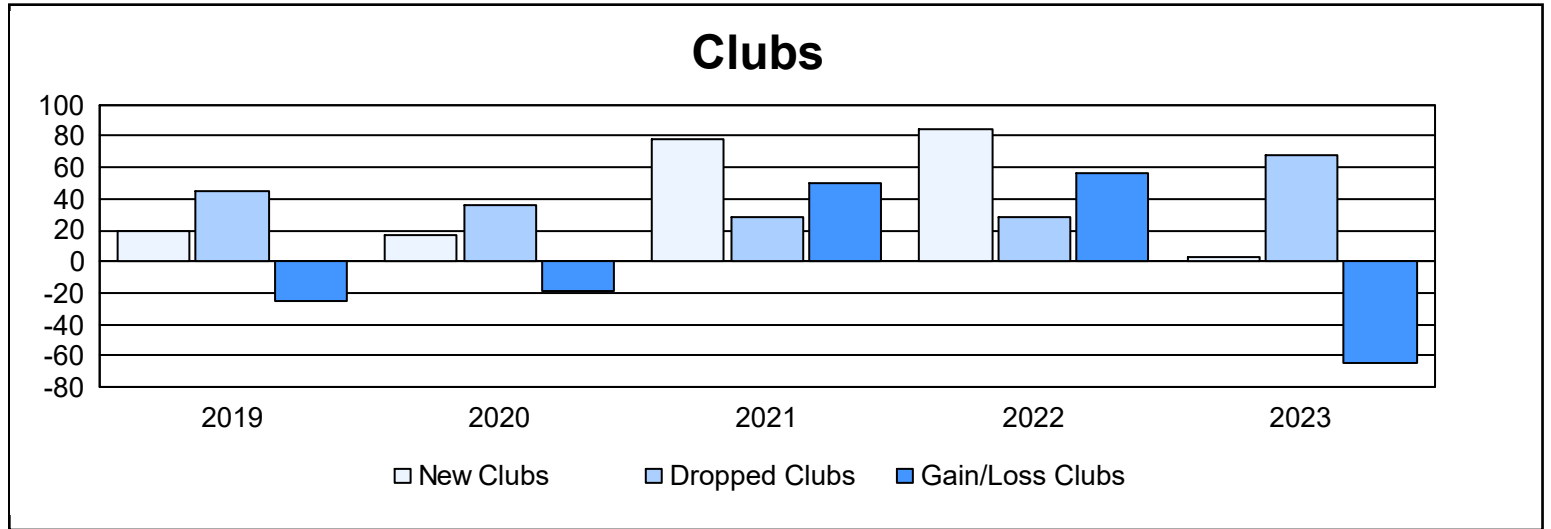
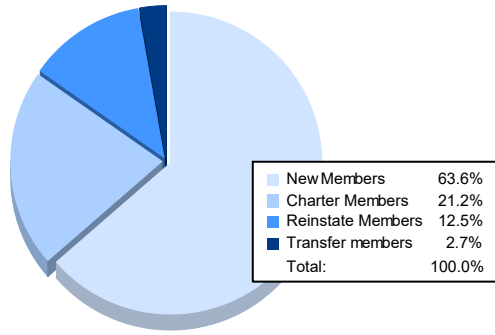


Year	New Clubs	Dropped Clubs	Gain/ Loss Clubs	New Members	Charter Members	Reinstate Members	Transfer Members	Total Member Added	Total Members Dropped	Gain/ Loss Members
2018-2019	20	45	-25	999	649	397	49	2,094	4,050	-1,956
2019-2020	17	36	-19	757	525	159	80	1,521	2,732	-1,211
2020-2021	78	28	50	1,310	2,000	133	60	3,503	1,991	1,512
2021-2022	84	28	56	1,363	2,030	115	79	3,587	2,697	890
2022-2023	3	68	-65	889	296	174	38	1,397	3,795	-2,398
Average	40	41	-1	1,064	1,100	196	61	2,420	3,053	-633



Membership Composition June 2023 Cumulative



Gender Composition June 2023 Cumulative

